

Organised by

Under the aegis of



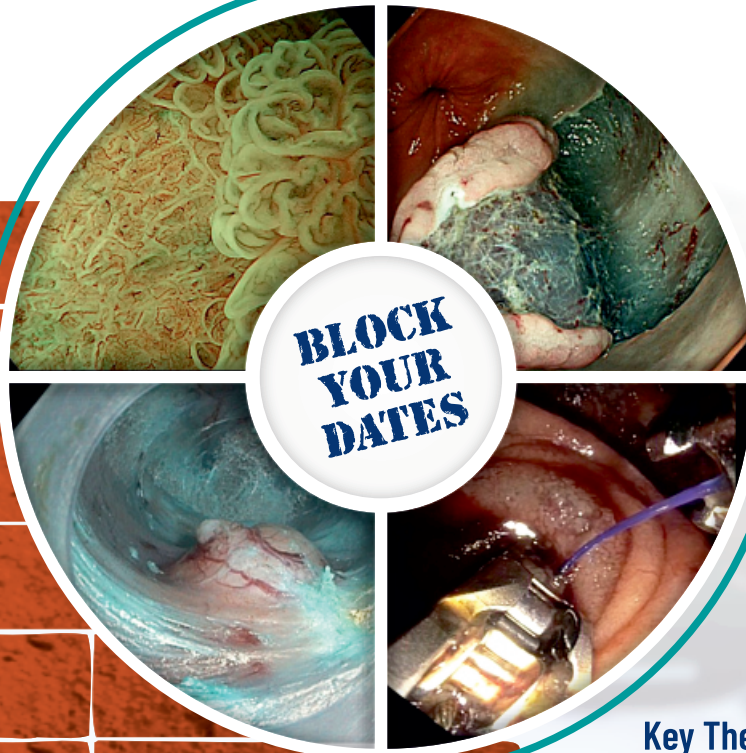
12th

International Conference & Workshop on Early GI cancer diagnosis, Endoscopic Resections and Endoluminal Surgery

Putting it together brick by brick!

Date: 17th to 19th July 2026

Venue: Hotel J W Marriott, Pune



**BLOCK
YOUR
DATES**

Early Cancer Diagnosis

Cancer Screening

IEE

Chromoendoscopy

EMR

ESD

Tunneling

EFTR

Endoscopic Closure

Endoluminal Surgery

Key Themes

- Early detection and characterization of GI neoplasia
- Principles and techniques of endoscopic resection
- ESD, EFTR, tunneling, and evolving endoluminal surgical approaches
- Managing complexity, complications, and outcomes
- Integrating technology, technique, and team-based care

Program Highlights

- Live Endoscopy
- Video Lectures, Debate & Panel discussions
- Hands on training
Dry models (Pencil, Endogel) & Wet lab
Dedicated stations for ESD, Tunneling and Closure

Why Attend

- Learn from experts with high-volume, real-world experience
- Practical insights you can apply immediately
- Structured learning—from fundamentals to advanced practice
- Hands-on training

Who Should Attend

- Gastroenterologists, Endoscopists, fellows in training, surgeons & allied professionals with an interest in Advanced imaging and therapy

 freendoscopy@gmail.com

 www.freendoscopy.com

Welcome Message

Dear Friends,

Greetings from Pune, India!

On behalf of the **Foundation for Research and Education in Endoscopy (FREE)** and the **Shivanand Desai Center for Digestive Disorders, Deenanath Mangeshkar Hospital and Research Center, Pune, India**, it gives us great pleasure to announce the **12th International Conference & Workshop on Early GI Cancer Diagnosis, Endoscopic Resections and Endoluminal Surgery**, to be held from **17th to 19th July 2026** at **Hotel J W Marriott, Pune**.



Over the years, this annual meeting has grown into a much-awaited academic platform for image-enhanced endoscopy, endoscopic resections, third-space endoscopy, and endoluminal surgery; ably supported by a combination of live demonstrations, keynote lectures, interactive discussions and hands-on training.

This year, we take an important step forward.

The theme for 2026 is Early GI Cancer Diagnosis - "Putting it together brick by brick." While endoscopic resection and third-space endoscopy will remain integral to the program, the spotlight this year shifts to the foundation on which curative endoscopic therapy depends: Early Detection, accurate Lesion Recognition and Characterization, Optical Diagnosis, Cancer Screening, IEE, Chromoendoscopy and structured Decision-making.

As endoscopists, we often celebrate the elegance of resection. Yet, the real victory begins much earlier — when a subtle lesion is recognized, characterized correctly, staged appropriately and treated in the correct manner at the right time. This year's program is designed to connect this entire pathway: from Screening to Diagnosis, from Characterization to Resection, and from Technique to Outcomes.

The conference will begin at 11:00 am on Friday, 17th July 2026, and conclude on Sunday, 19th July 2026 by lunchtime. The program will include live endoscopy, keynote and video lectures, debates, panel discussions, hands-on training, dry models, wet lab training, and dedicated stations for ESD, tunneling and closure techniques.

A galaxy of international and national experts will join us to share their experience, technique and judgment. The format will remain highly interactive, with emphasis on practical decision-making, common pitfalls, troubleshooting, procedural efficiency and safety - the areas that truly determine outcomes in real-world endoscopic practice.

In keeping with the broader responsibility of our specialty, we shall also host an Early Cancer Diagnosis Awareness Run on Sunday morning at 6:00 am, followed by a focused 30-minute public awareness program. This reflects our belief that early GI cancer diagnosis must extend beyond endoscopy units and academic halls to patients, families, referring physicians and the wider community.


We warmly invite gastroenterologists, endoscopists, fellows, surgeons and allied professionals to join us in Pune for this unique academic experience.

For details of registration, scientific program, and other logistics, please visit our website – **thirdspace2026.freendoscopy.com**.

In case of any questions. We are also available on email – **freendoscopy@gmail.com** or on **WhatsApp and phone on +91 99215 33381**.

Let us together build this pathway from Early Diagnosis to Definitive Endoscopic Therapy — Brick by Brick.

Warm regards,
Amol Bapaye
Course Director



12th International Conference & Workshop on Early GI cancer diagnosis, Endoscopic Resections and Endoluminal Surgery

Date: 17th to 19th July 2026 | Venue: Hotel J W Marriott, Pune

 www.freendoscopy.com


International Faculty



Seiichiro Abe
Japan 




Kulwinder Dua
USA 



Georgios
Mavrogenis
Greece 




Noor Mohammed
UK 



Alexander
Schlachterman
USA 



Rajvinder Singh
Australia 



Shyam Thakkar
USA 



Noriya Uedo
Japan 

National Faculty



Amit Maydeo



D N Reddy



All Our National Stars !



Course Director

Amol Bapaye

Course Co-ordinators

**Harshal Gadhikar
Rajendra Pujari
Sachin Palnitkar**

National Coordinators

**Pankaj Desai
Nilay Mehta
Rajesh Puri**

DMH Gastro Team

Suhas Date Akshay Kulkarni Lalit Shimpi Sanjana Bhagwat

Bringing Global Expertise & National Excellence Together!

“Early GI Cancer Diagnosis Putting it together Brick by Brick”

Conference Timing Schedule

Friday, July 17, 2026

10:50 to 19:40 : **Conference & Workshop**

Saturday, July 18, 2026

08:50 to 19:40 : **Conference & Workshop**

Sunday, July 19, 2026

05:30 to 08:30 : **Run for a Healthy Gut!**
3km & 5km Awareness Run for GI Cancer Diagnosis
Public Awareness Program on Early Diagnosis of GI Cancer

10:00 to 16:00 : **Hands-on Training**

Program Highlights

1. Endoscopic diagnosis of early GI cancers
2. Structured decision-making
3. Complete Clinical Pathway Approach —
 1. *From Screening to Diagnosis*
 2. *From Characterization to Resection*
 3. *From Technique to Outcomes*
4. ESD, EFTR, Tunneling and Closure
5. Interactive Academic Format
6. Live Endoscopy
7. Keynote & Video Lectures, Debates, Panel discussions & Case-based Learning
8. Hands-on training – specially designed Dry Models & Wet Lab training
9. Dedicated stations for Endoscope Tip control, ESD, Tunneling and Closure
10. Galaxy of International and National Experts!
11. Early Cancer Diagnosis Awareness Run and Public Awareness Program

Scientific Program Day - 1 : Friday, July 17th, 2026

1050 - 1100 : Introduction & Welcome

1100 - 1200 : Screening for Early GI Cancer

- 1100 - 1110 : Epidemiology of GI Cancers in India - The Changing Landscape
- 1110 - 1120 : CRC Screening in India - Need, Feasibility, Application?
- 1120 - 1130 : Gastric Cancer Screening - Is There an Indian Model?
- 1130 - 1140 : Discussion

1140 - 1230 : Gastric Lesions

- 1140 - 1150 : Guidelines & Reporting Standards for UGI Endoscopy
- 1150 - 1200 : Systematic Screening Protocol for Stomach
- 1200 - 1210 : Endoscopic Differential Diagnosis of Pre-malignant Gastric Lesions Atrophy, IM, Dysplasia
- 1210 - 1230 : Case based Panel Discussion - Early Cancer Diagnosis

1230 - 1330 : Esophageal Lesions

- 1230 - 1240 : Lugol's, NBI & EUS - Building the Diagnosis of Esophageal SCC
- 1240 - 1250 : ESD for Esophageal SCC - Tips, Tricks & Troubleshooting
- 1250 - 1300 : Post ESD Strictures - Prevention & Management
- 1300 - 1310 : Endoscopic Diagnosis of Barrett's - the Agony & the Ecstasy
- 1310 - 1320 : Endotherapy for Early SCC vs Adeno Ca - Different Beasts, Different Approaches
- 1320 - 1330 : Discussion

1330 - 1430 : Lunch

1430 - 1600 : Live Demonstrations

1600 - 1650 : Duodenal Lesions

- 1600 - 1610 : Sporadic Duodenal Adenoma - Enbloc or Piecemeal? Endoscopy or Surgical Resection?
- 1610 - 1620 : Endoscopic Ampullectomy - When and When Not!
- 1620 - 1630 : Cold vs Hot in the Duodenum - How to Choose? And When?
- 1630 - 1640 : Duodenal NET - Decision Algorithm for Endoscopic Resection
- 1640 - 1650 : Discussion

1650 - 1800 : Colorectal Lesions

- 1650 - 1700 : Bowel Preparation - Standardization, Clinical Implications, Challenges & Solutions
- 1700 - 1710 : Sessile Serrated Adenomas - Diagnosis & Management
- 1710 - 1720 : LST-G vs LST-NG - Optical Diagnosis & Treatment Selection - Does Location Matter?
- 1720 - 1730 : Diminutive Colonic Polyps - Forceps or Snare ? Cold or Hot ?
- 1730 - 1800 : Case based Panel Discussion - T1 Rectal Cancer - ESD or Surgery?

1800 - 1840 : Tumor Board

1840 - 1930 : Keynote Address

- 1840 - 1900 : The Japanese Approach to Early Cancer Surveillance - Lessons for Indian Practice
- 1900 - 1920 : Optical Diagnosis - Pit Pattern, Vascular Pattern & the Confidence to Skip Biopsy
- 1920 - 1940 : GI Cancer Screening - Policy, Implementation, Practice & Challenges (Lessons for India)

Scientific Program Day - 2 : Saturday, July 18th, 2026

0730 - 08:30 : Breakfast Sessions

- 0730 - 0830 : Getting your Tunnel Right! What you need to Know!
- 0730 - 0830 : Covering up! Choosing the Right Device for ESD Defect Closure
- 0730 - 0830 : The Mysteries of NBI - Explained & Unravalled

0850 - 0900 : Review - Day 1 & Welcome - Day 2

0900 - 1015 : The Light in the Tunnel

- 0900 - 0910 : Post Myotomy Recurrent Dysphagia
- 0910 - 0920 : Post POEM GER
- 0920 - 0930 : Tailoring the Myotomy during E-POEM - Recommended Yardsticks
- 0930 - 0940 : Z-POEM - Technical Variations explained & contrasted
- 0940 - 0950 : Determining Optimal length of myotomy for PREM
- 0950 - 1015 : Case based Panel Discussion

1015 - 1130 : Brainstorming ESD Techniques

- 1015 - 1025 : Pocket ESD - Alone or Combined ?
- 1025 - 1035 : Bridge / Tunnel ESD - Nuances of Technique
- 1035 - 1045 : ESD Submerged - A Practical Guide to Saline Immersion Technique
- 1045 - 1055 : Traction ESD - Understanding the Vectors
- 1055 - 1105 : Navigating Complexity in Circumferential ESD
- 1105 - 1130 : Case based Panel Discussion

1130 - 1300 : Live Demonstrations

1300 - 1400 : Lunch

1400 - 1450 : Going Full-Thickness

- 1400 - 1410 : Gastric SEL - STER or EFTR ? What to choose When ?
- 1410 - 1420 : FTRD - The Device-assisted Approach & Its Sweet Spot
- 1420 - 1430 : Closure of Full Thickness Defects - The Endoscopist's Toolkit
- 1430 - 1440 : EFTR - Bailout Strategies When Things Go Wrong
- 1440 - 1450 : Discussion

1450 - 1530 : Leaks, Perforations & Fistulae

- 1450 - 1500 : Autologous Fat Grafting for Chronic Fistulae Management
- 1500 - 1510 : Performing Endovac - a Practical Checklist
- 1510 - 1520 : Device Closure for Chronic Fistulae - What Works, What Doesn't?
- 1520 - 1530 : Case based Panel Discussion

1530 - 1700 : Live Demonstrations

1700 - 1730 : Tumor Board

1730 - 1800 : Keynote Address 2

- 1730 - 1750 : AI for GI Cancer Screening - Are we there yet ?
- 1750 - 1810 : Tissue Regeneration Technologies for Endoluminal Surgery
- 1810 - 1830 : Pledging for a Cancer free Gut in India - an Appeal to the GI Community

1830 - 1930 : Share & Learn

1930 - 1940 : Closing Remarks, Vote of Thanks

Scientific Program Day - 3 : Sunday, July 19th, 2026

0530 - 0745 : Early GI Cancer Diagnosis Awareness Monsoon Run / Walkathon

Run for a Healthy Gut!

3km & 5km Awareness Run for GI Cancer Diagnosis

0745 - 0830 : Public Awareness Program on Early Diagnosis of GI Cancer

1000 - 1600 : Hands on Trainings

ESD

POEM

Ovesco OTSC


Overstitch

X-Tack & Mantis

DAT & Starclip

Steris Padlock

Sutuart



12th International Conference & Workshop on Early GI cancer diagnosis, Endoscopic Resections and Endoluminal Surgery

Under the aegis of



REGISTRATION FORM

Date: 17th to 19th July 2026 | Venue: Hotel J W Marriott, Pune

Surname:First Name:

Postal Address:

.....City:Pincode:

State:Country:Date of Birth :

Email (Please mention active email ID):

Tel. (with area code): Residence:Office:

(MANDATORY) Mobile:Fax:

All Future communications will be through email and mobile via SMS.

Please make payment by Bank Transfer Or DD / cheque in favor of “**Foundation for Research & Education in Endoscopy**”

Bank A/c details is as follows :

Bank name: **Axis Bank, Karve Nagar branch, Pune**

A/C no.: **919010056583427** | IFSC Code: **UTIB0001436**

Mode of Payment : Cheque / Draft / Bank TransferDated.....

Please send duly filled registration form along with DD / Cheque to :

Dr Amol Bapaye, Shivanand Desai Center for Digestive Disorders, Deenanath Mangeshkar Hospital & Research Center,
Erandwane, Pune - 411004

For More Details : Write to us on freendoscopy@gmail.com or Call or SMS on **+91 9921 53 33 81**

Conference Registration Details :

Category	Single Occupancy	Double Occupancy (Delegate +1 AP)	Double Occupancy (Twin per- person)
Residential Conference Only (2 Nights)	Rs. 46610 (Rs. 39500 + Rs. 7110 GST)	Rs. 59,000 (Rs. 50000 + Rs. 9000 GST)	Rs. 33040 (Rs.28000 + Rs.5040 GST)
Residential Conference + Hands On (2 Nights)	Rs. 58410 (Rs. 49500 + Rs. 8910 GST)	Rs. 69030 (Rs. 58500 + Rs. 10530 GST)	Rs.44840 (Rs.38000 + Rs.6840 GST)
Residential Conference Only (3 Nights)	Rs. 61360 (Rs. 52000 + Rs. 9360 GST)	Rs. 76700 (Rs. 65000 + Rs. 11700 GST)	Rs. 46020 (Rs.39000 + Rs.7020 GST)
Residential Conference + Hands On (3 Nights)	Rs. 70800 (Rs. 60000 + Rs.10800 GST)	Rs. 86140 (Rs. 73000 + Rs.13140 GST)	Rs.57820 (Rs.49000 + Rs.8820 GST)
International Delegate (3 Nights & Hands on)	1075 USD	-	-
Non Residential Conference Only	Rs. 23,010 (Rs. 19500 + Rs. 3510 GST)		
Non Residential Conference + Hands On	Rs. 34220 (Rs. 29000 + Rs.5220 GST)		
Accompanying Person	Rs. 16520 (Rs.14000 + Rs. 2520 GST)		

Hands on training Sessions - Please Select / Tick ✓ Any One

ESD POEM Ovesco Overstitch X tack & Mantis DAT & Starclip Sutuart

Delegates must register for conference in order to register for the Hands-on stations. Only registration for Hands-on is not permitted.

Cancellation Policy :

Cancellations on or before 21st June 2026 – 50 % of the registration fee & full GST amount will be deducted.

Cancellations on or after 21st June 2026 will get no refund

Also register online at : www.freendoscopy.com (Online charges as applicable)



OFFICIAL PROFESSIONAL CONFERENCE ORGANISER : VAMA EVENTS PVT LTD

Office No. 4, Ground Floor, Anmol Co-operative Housing Soc., Sakharam Keer Road, Parallel to L. J. Road, Shivaji Park, Mumbai : 16.

Tel : +91 22 2438 3498 | Tel Fax : +91 22 2438 3499 | Email : conferences@vamaevents.com | Website : www.vamaevents.com